



**DISTRICT NAME**

**COUNTY**

**CTD NUMBER**

**VERSION**



**SPECIAL EDUCATION PROGRAMS BY TYPE (M&O Fund Programs 200 and 300)**

§

Prior FY

Budget FY

**Expenditures Budgeted for Audit Services**

6350

6330

**FY 2024 Performance Pay (A.R.S. §15-920)**

—

DISTRICT NAME

COUNTY

CTD NUMBER

VERSION

**FUND 010 (CSF)**

Expenditures

4.	[REDACTED]	[REDACTED]	[REDACTED]	[REDACTED]	[REDACTED]
	[REDACTED]	[REDACTED]	[REDACTED]	[REDACTED]	[REDACTED]
	[REDACTED]	[REDACTED]	[REDACTED]	[REDACTED]	[REDACTED]

The district has budgeted an amount in Fund 010 equal to the Classroom Site Fund Budget Limit as calculated below.

[REDACTED]

[REDACTED]

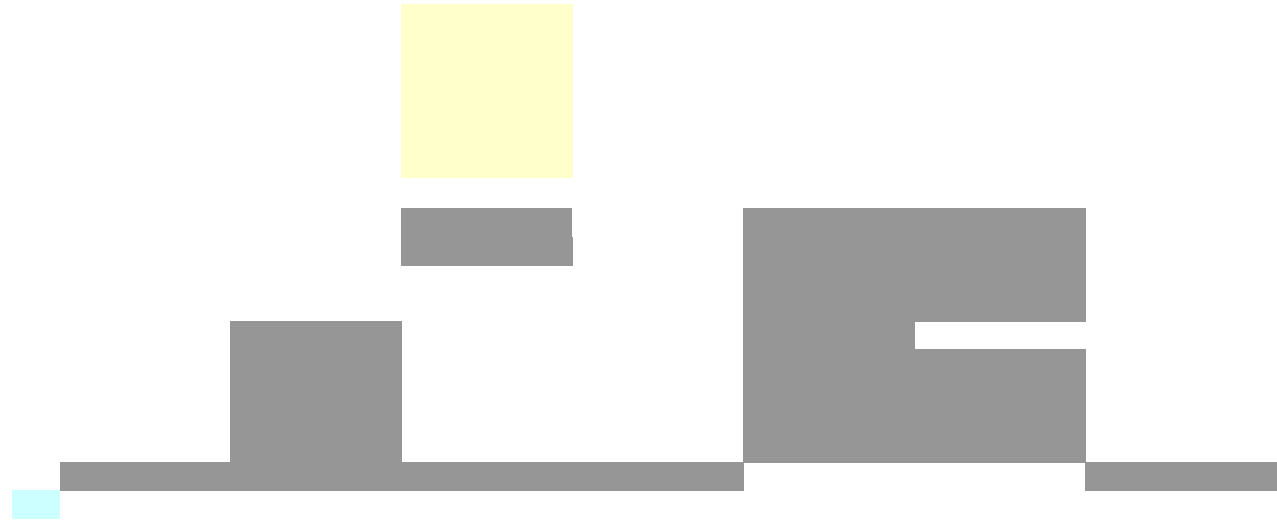
[REDACTED]

**DISTRICT NAME**

**COUNTY**

**CTD NUMBER**

**VERSION**



**DISTRICT NAME**

**COUNTY**

**CTD NUMBER**

**VERSION**

**OTHER FUNDS—REQUIRED CAPITAL EXPENDITURE DETAIL [(A.R.S. §15-904.(B))]**

**Expenditures**

**Total Fund Expenditures**

[Select Object Codes Detail \(1\)](#)



**DISTRICT NAME**

**COUNTY**

**CTD NUMBER**

**VERSION**

**SPECIAL PROJECTS**

**OTHER @ J**

**SIO**







DISTRICT NAME \_\_\_\_\_

COUNTY \_\_\_\_\_

CTD NUMBER  
VERSION

**CALCULATION OF FY 2024 UNRESTRICTED CAPITAL BUDGET LIMIT  
(A.R.S. §15-947.D)**

**UNRESTRICTED CAPITAL BUDGET LIMIT**



**SUPPLEMENT TO SCHOOL DISTRICT ANNUAL EXPENDITURE BUDGET FOR DISTRICTS THAT BUDGET FOR  
ENGLISH LANGUAGE LEARNERS (A.R.S. §§15-756.04 and 15-756.11)**

<b>English Language Learners Supplement</b>										
<b>Expenditures</b>										
<b>English Language Learner Fund 071 (A.R.S. §15-756.04)</b>										
<b>Total (lines 1-9) (to Budget, page 6, Other Funds, line 2)</b>										
<b>Compensatory Instruction Fund 072 (A.R.S. §15-756.11)</b>										
<b>Total (lines 11-19) (to Budget, page 6, Other Funds, line 3)</b>										

SUMMARY OF SCHOOL DISTRICT ADOPTED EXPENDITURE BUDGET

CTD NUMBER  
VERSION

I certify that the Budget of Washington Elementary School District, Maricopa County for fiscal year 2024 was officially adopted by the Governing Board on, July 13, 2023, at 6:00 PM # 1550hp/rro550h n Daniel O'Brien

**1. Average Daily Membership:** 2022 ADM Prior Year 2023 ADM Budget Year 2024 ADM 4. Average Teacher Salaries (A.R.S. §15-903.E)

2. Tax Rates: Prior FY Est. Budget FY

3. Budgeted Expenditures and Budget Limits: Budget Limit

	Salaries and Benefits		Other		TOTAL		% Inc./(Decr.) from Prior FY
	Prior FY	Budget FY	Prior FY	Budget FY	Prior FY	Budget FY	
100 Regular Education							
1000 Instruction							
2000 Support Services							
2100 Students							
2200 Instructional Staff							
2300, 2400, 2500 Administration							
2600 Oper./Maint. of Plant							
2900 Other							
3000 Oper. of Noninstructional Services							
610 School-Sponsored Cocurric. Activities							
620 School-Sponsored Athletics							
630, 700, 800, 900 Other Programs							
Regular Education Subsection Subtotal							
200 and 300 Special Education							
1000 Instruction							
2000 Support Services							
2100 Students							
2200 Instructional Staff							
2300, 2400, 2500 Administration							
2600 Oper./Maint. of Plant							
2900 Other							
3000 Oper. of Noninstructional Services							
Special Education Subsection Subtotal							
400 Pupil Transportation							
510 Desegregation							
530 Dropout Prevention Programs							
540 Joint Career and Technical Education and Vocational Education Center							
550 K-3 Reading Program							
TOTAL EXPENDITURES							

Prior FY	Budget FY	\$ Increase/(Decrease) from Prior FY	% Increase/(Decrease) from Prior FY
----------	-----------	--	---

**DISTRICT NAME**

**VERSION**

**FY 2024 Truth in Taxation Work Sheet (A.R.S. §15-905.01)**



**FY 2024 Budgeted Expenditures**

**Adjustments for FY 2023 Expenditures**



**FY 2024 LEGISLATIVE AMOUNTS**







OR

**UNWEIGHTED STUDENT COUNT**

Prior Years ADM (A.R.S. §§15-901 and 15-961)



Current Year ADM (A.R.S. §§15-943 and 15-808)



**DATA ENTRY SHEET**





CALCULATION OF SUPPORT LEVEL WEIGHTS (GROUP A WEIGHTS)

K-8                      9-12                      9-12



**CALCULATIONS**

**CALCULATION OF THE AMOUNT AVAILABLE TO BE SPENT IN THE IMPACT AID FUND (A.R.S. §15-905.R)**

—  
—  
—

—  
—  
—

**CALCULATION OF SMALL SCHOOL ADJUSTMENT PHASE DOWN LIMIT**

—

—

**CALCULATIONS**

District Name \_\_\_\_\_

County \_\_\_\_\_

CTD Number \_\_\_\_\_

Version \_\_\_\_\_

**Washington Elementary School District  
Basic Calculations For Equalization Assistance**

District Page: 1 of 5

Grade Levels	Non-AOI ADM	AOI-FT ADM	AOI-PT ADM	Support Level Weight	Non-AOI Weighted ADM	AOI-FT Weighted ADM	AOI-PT Weighted ADM
Regular Education Unweighted ADM	18,382.0001	139.0936	0.0000				
Total of Unweighted ADM			18,521.0937				
Regular Education Weighted ADM					21,332.1079	161.0704	0.0000
Total of Weighted ADM							21,493.1783

Add Ons	Non-AOI ADM	AOI-FT ADM	AOI-PT ADM	Support Level Weight	Non-AOI Weighted ADM	AOI-FT Weighted ADM	AOI-PT Weighted ADM
Group B - Add On Unweighted ADM	35,975.8729	0.0000	0.0000				
Total Unweighted Group B Add On			35,975.8729				
Group B - Add On Weighted ADM					5,486.6150	0.0000	0.0000
Total Weighted Group B Add On							5,486.6150

District Name

County

CTD Number  
Version



District Name \_\_\_\_\_

County \_\_\_\_\_

CTD Number \_\_\_\_\_  
Version \_\_\_\_\_

District Page: 4 of 5

District Additional Assistance (DAA) Calculations

PSD

K-8

9-12

Type 03  
Transported 9-12

Total

District Name \_\_\_\_\_

County \_\_\_\_\_

CTD Number \_\_\_\_\_  
Version \_\_\_\_\_

Equalization Base for Lesser of DSL/RCL

Weighted ADM

Percentage

FY24 DSL/RCL Allocation

Total

\$136,124,592.32

Equalization Assessed Valuation

PSD-8

9 -12

Total

Equalization Assessed Valuation